



Interpreting Test Scores

Bethany Lutheran School

Dr. Mary Fink, Principal



About the tests...

- **ITBS: Iowa Test of Basic Skills**
 - Given in Grades 2-8
- **CogAT: Cognitive Abilities Test**
 - Given in Grades 3, 5, and 7



What is tested?

ITBS:

- **Reading (including vocabulary and comprehension)**
- **Language (Including word analysis, listening, spelling)**
- **Math (including concepts, problems, computation)**
- **Science**
- **Social Studies**
- **Sources of Information**



What is tested?

CogAT (3rd, 5th, 7th):

- **Measures learned reasoning and problem-solving skills in three areas-**
 - **Verbal ability**
 - **Nonverbal ability**
 - **Quantitative ability**
- **These abilities are good predictors of school success. CogAT does not measure effort, attention, motivation and work habits, which are also key.**
- **CogAT is NOT an IQ test.**



In my humble opinion:

- Achievement tests are a single snapshot of one moment in a learner's educational career.
- The purpose of the tests is to better understand how to teach to student strengths and correct student weaknesses.
- What students bring with them to school has a great effect on test scores.
- Test scores **DO** give insight into students, especially over time.



You have two score sheets for your child:

- **Profile Narrative (short summary)**
- **Performance Profile (more detailed)**

We'll take a look at the Profile Narrative first.

PROFILE NARRATIVE FOR [REDACTED]
Iowa Tests of Basic Skills® (ITBS®)

Student: [REDACTED]
 Class: [REDACTED]
 Building: Bethany Lutheran L B 142
 System: P S D Lutheran

Student ID:
 Form/Level: A/ 12
 Test Date: 10/2010
 Norms: Fall 2005
 Order No.: 000477240
 Page: 18 Grade: [REDACTED]

Scores	NPR	PERCENTILE RANK			
		Low	25	50	High
Vocabulary	71	[Bar chart showing NPR 71 between 25 and 50]			
Reading Comprehension	85	[Bar chart showing NPR 85 between 75 and 99]			
Reading Total	81	[Bar chart showing NPR 81 between 75 and 99]			
Spelling	98	[Bar chart showing NPR 98 between 99 and 99]			
Capitalization	98	[Bar chart showing NPR 98 between 99 and 99]			
Punctuation	99	[Bar chart showing NPR 99 between 99 and 99]			
Usage and Expression	96	[Bar chart showing NPR 96 between 99 and 99]			
Language Total	99	[Bar chart showing NPR 99 between 99 and 99]			
Concepts & Estimation	89	[Bar chart showing NPR 89 between 75 and 99]			
Prob. Solv. & Data Interp.	83	[Bar chart showing NPR 83 between 50 and 75]			
Math Computation	97	[Bar chart showing NPR 97 between 99 and 99]			
Math Total	93	[Bar chart showing NPR 93 between 99 and 99]			
CORE TOTAL	96	[Bar chart showing NPR 96 between 99 and 99]			
Social Studies	59	[Bar chart showing NPR 59 between 25 and 50]			
Science	93	[Bar chart showing NPR 93 between 99 and 99]			
Maps and Diagrams	92	[Bar chart showing NPR 92 between 99 and 99]			
Reference Materials	72	[Bar chart showing NPR 72 between 25 and 50]			
Sources of Information	85	[Bar chart showing NPR 85 between 75 and 99]			
COMPOSITE	90	[Bar chart showing NPR 90 between 99 and 99]			

Legend: NPR = National Percentile Rank

[Bar] National Percentile Rank

Scores for [REDACTED]

[REDACTED] was given the Iowa Tests of Basic Skills in October 2010. At the time of testing, he was in [REDACTED] at Bethany Lutheran L B in P S D Lutheran .

The Composite score can be used to describe a student's overall achievement on the tests. [REDACTED] Composite national percentile rank of 90 means that he scored higher than 90 percent of sixth grade students nationally. His overall achievement appears to be well above average.

A student's ability to read is related to success in many areas of schoolwork. [REDACTED] Reading Comprehension score is above average when compared with those of other students in [REDACTED] nationally.

A student's scores can be compared with each other to determine relative strengths and weaknesses. Spelling, Capitalization, Punctuation Usage and Expression, and Math Computation seem to be areas of relative strength for [REDACTED]. Some of these strengths might be used to help improve other areas. Compared to [REDACTED] other test areas, Vocabulary, Social Studies, and Reference Materials may need the most work.

The Lexile Framework® for Reading, developed by MetaMetrics, Inc is a system that helps match readers with literature appropriate for their reading skills. When reading a book within the assigned Lexile Range the reader should comprehend enough of the text to make sense of it while still being challenged enough to maintain interest and learn. [REDACTED] Lexile Range is 1030-1130. Visit www.lexile.com for a listing of books in this range.

•NPR-


○“National Percentile Rank”

○Tells the percentage of students who scored **LOWER** than this student at this grade level.


○Think of the **NPR** as a race of 100 students. If your child is in the 99th percentile, there are 98 kids **BEHIND** him or her in the race.

○The 50th percentile is average.

○The test is designed to force scores into a standard bell curve, so the test always contains items that are very easy, very hard and just right.



If your child is in Grades 3, 5 or 7, you will also see:




•PNPR-

○Predicted National Percentile Rank”

○Tells how the student was *predicted* to perform based on their CogAT score.


○Your child’s score may be higher or lower than *predicted*, based on their abilities.

If your child is in Grades 3, 5 or 7, you will also see:



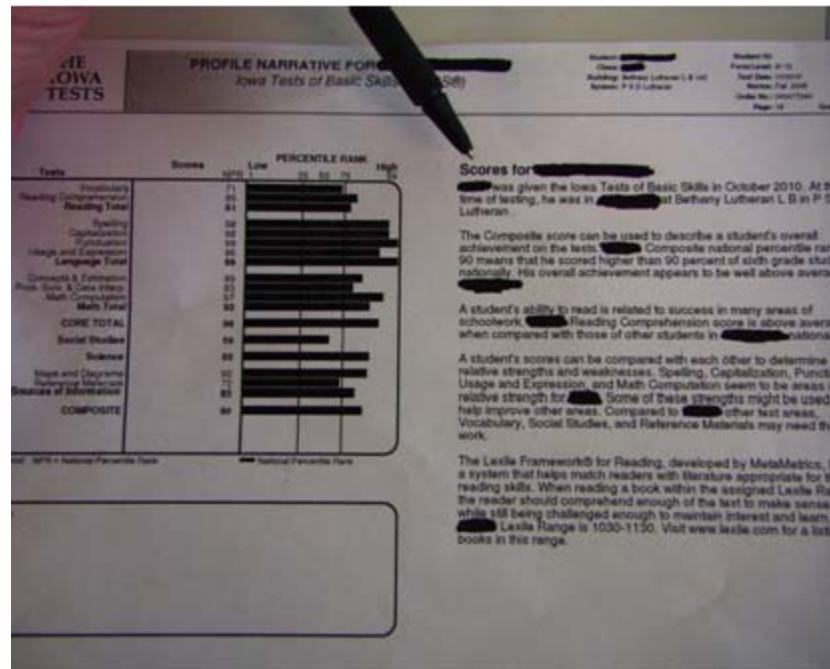
- Cognitive Abilities Test scores for Verbal, Quantitative, and Nonverbal. These are combined for a Composite score.

If your child is in Grades 3, 5 or 7, you will also see:



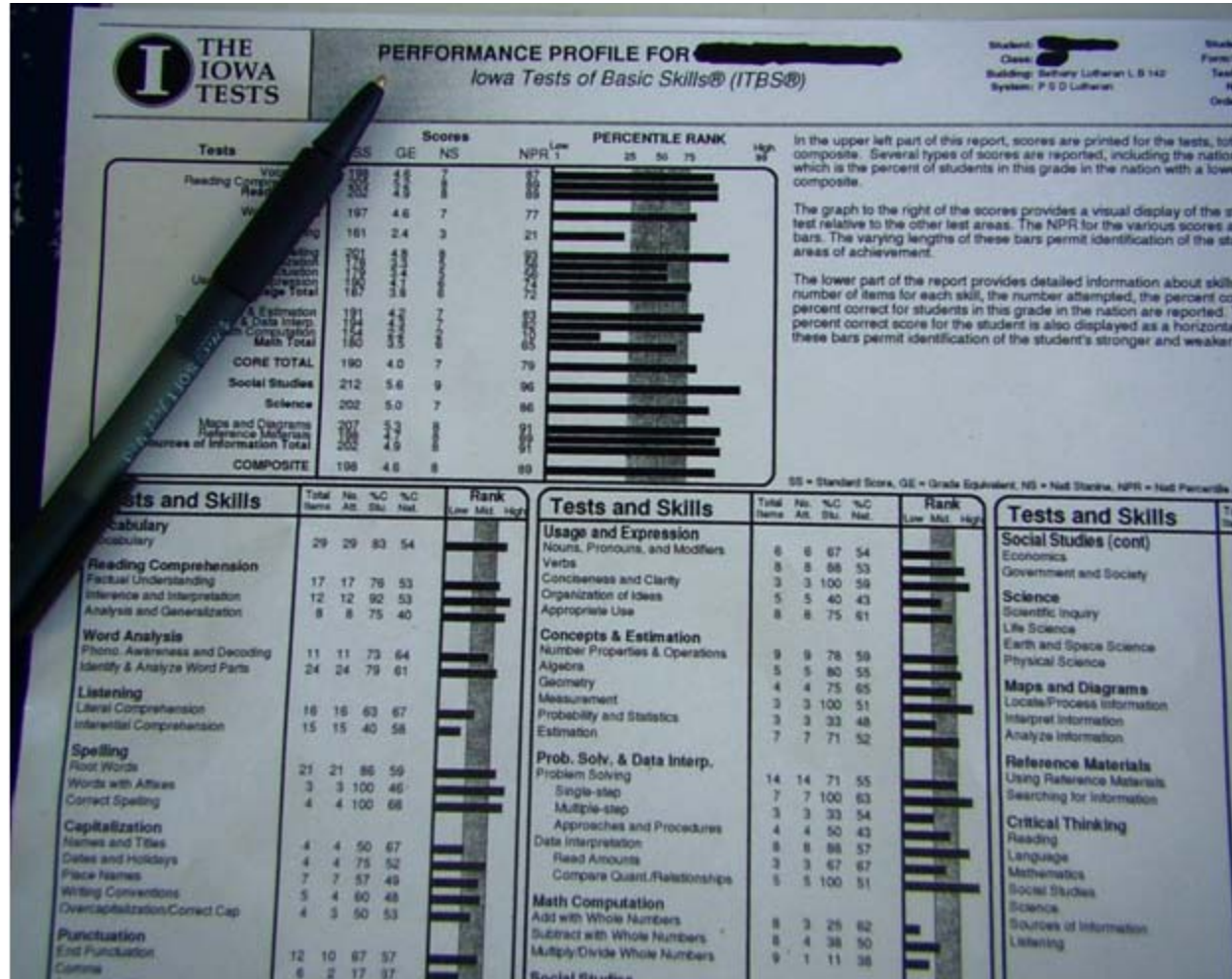
- **Ability Profile:** Weird set of numbers and letters in the upper right corner.
 - Go to www.riverpub.com
 - From the Product Locator, choose CogAT6
 - Click on the yellow button, “Interactive Profile Interpretation System”
 - Follow directions on the screen to access additional helpful information about your child as a learner.


For all grades:




- The paragraph on the right has some helpful information for interpreting your child's scores.

Performance Profile

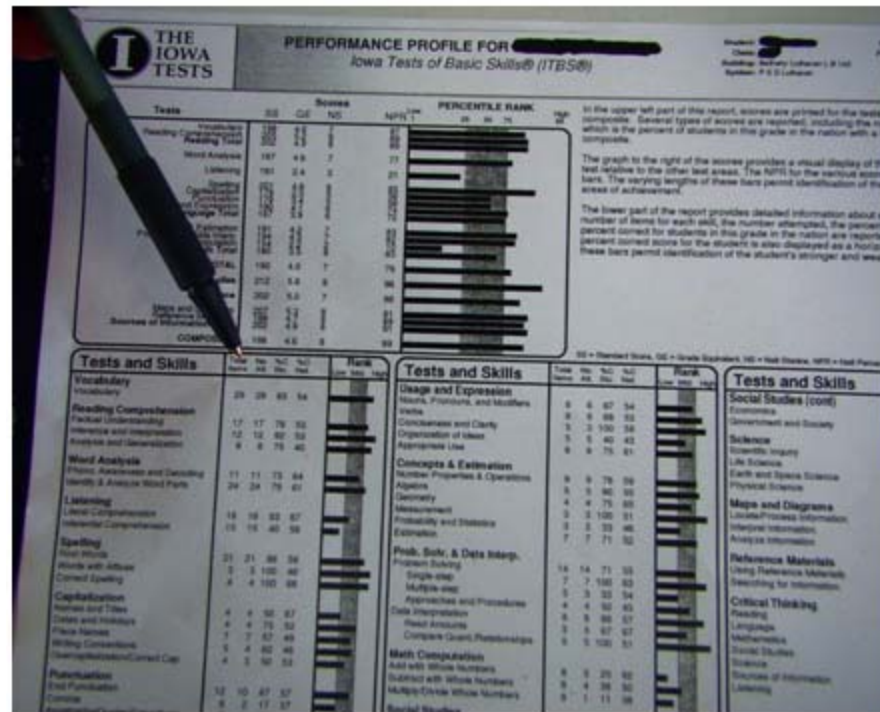




- Includes the National Percentile Rank



- Includes a GE or “Grade Equivalent” score. If a child has a GE of 7.9, it means he/she scored as well as a 7th Grader in the 9th month of school *who took the same test.*



o The bottom section includes detailed information about each subtest, including the number of questions in each test, how many the student attempted and how many he/she got correct, as well as how other students in the nation performed.



Score Sheets

- You may keep these copies.
- A copy is kept in your child's cumulative file.
- A sticker of the scores is attached to the file as well.